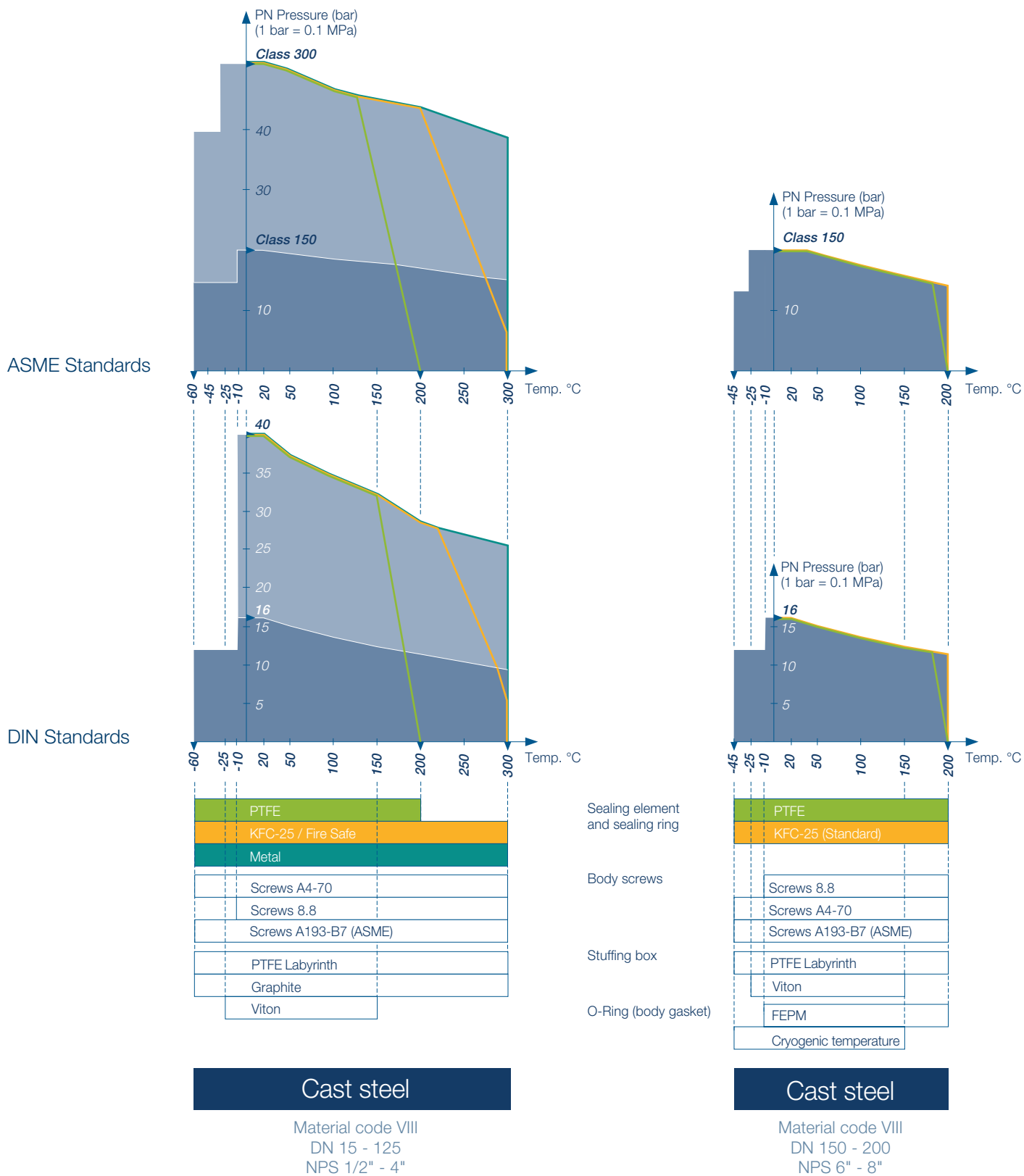


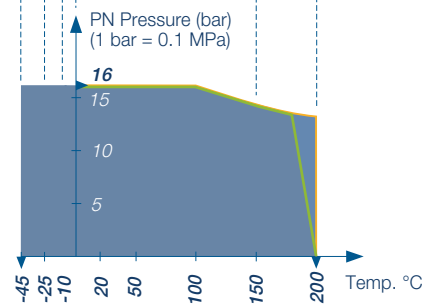
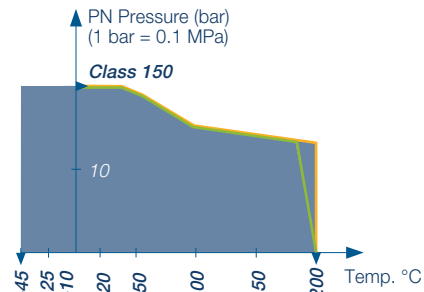
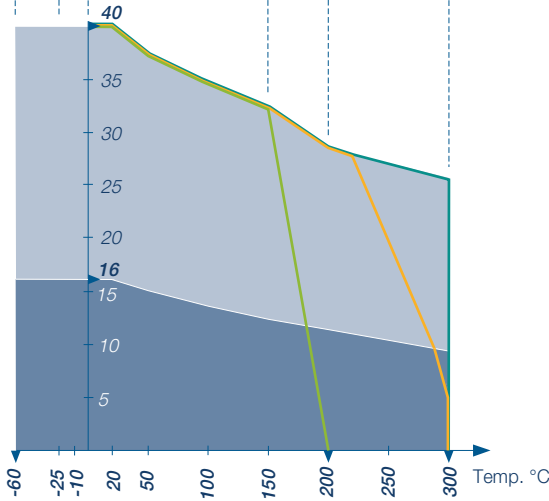
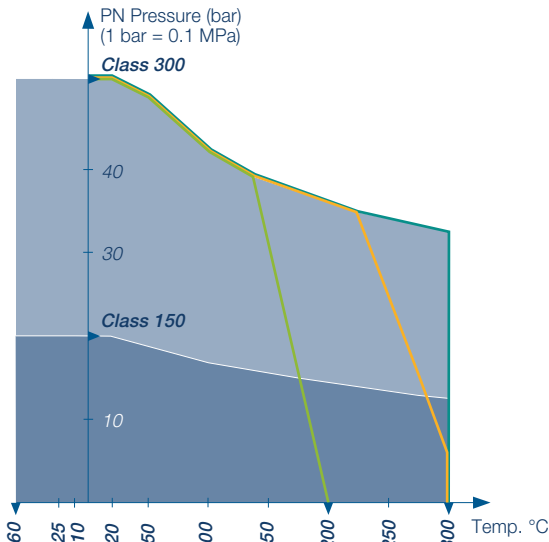

AREAS OF UTILIZATION

Pressure and temperature ranges



The pT diagrams show the influence of the body materials, sealing materials and operating stems on the area of application of the ball valve.

With these, we offer you safety at the highest level. Insert your operating point into the diagram fields and you will be able to determine whether your safety reserves meet your requirements.



PTFE	Sealing element and sealing ring
KFC-25 / Fire Safe	
Metal	
Screws A4-70	Body screws
PTFE Labyrinth	Stuffing box
Graphite	
Viton	
	O-Ring (body gasket)

PTFE	Sealing element and sealing ring
KFC-25 (Standard)	
Screws A4-70	Body screws
PTFE Labyrinth	Stuffing box
Viton	
FEPM	O-Ring (body gasket)
Cryogenic temperature	

Stainless steel casting

Material code Xc
 DN 15 - 125
 NPS 1/2" - 4"

Stainless steel casting

Material code Xc
 DN 150 - 200
 NPS 6" - 8"